

NACH STALINGRAD!

LITTLE WARS TV PRESIZED PAPER ARMY CAMPAIGN PACK



PRINT & PLAY GUIDE

This free PDF contains pre-sized, 2"x1" rectangular unit bases for wargaming Operation Winter Storm in December 1942. Print this complete document on a color printer and you'll instantly have enough units—in the correct variety—to refight each scenario in the Little Wars TV **Nach Stalingrad!** campaign. We commissioned Carter Hall to create fantastic top-down paper counters so you can spend zero dollars and minimal prep time getting started.

We recommend you print the units on a color printer, ideally on the heaviest paper weight your inkjet or laser printer allows. Cut out the units and glue them to cardboard, MDF, or thin wooden bases. Gluing your paper units to some kind of base provides more durability and makes them easier to pick up and move!

And you could—frankly—call it a day right there. But if you're looking to achieve a more three-dimensional look, try cutting out the units and mounting them up on sticky dots used in scrapbooking. These double-sided sticky dots are cheap and instantly pop your units off the base for a more dynamic appearance. We've provided blank snow bases at the end of the PDF in case you want to try this method. You can even add some static grass, clump foliage, or grass tufts! We've included some blank snow bases you can use for this method.



Little Wars TV makes all artwork available for your personal, noncommercial use. You can print, share, and reproduce this art. It may not be used without permission for any commercial application.



Art by Carter Hall
E: carterhallwayart@gmail.com
Insta: carterhallwayart

Little Wars TV ©2025

PHOTO TUTORIAL



1. THE TOOLS

Cut out printed units with scissors and glue to bases or cardboard as available. For flat tokens, you're now done!

2. CUT OUT UNITS

For a 3D effect, cutout units individually. We suggest reducing the print scale for units by 20% so that the cut-out models fit comfortably.

3. STICKY DOTS

Glue plain snow artwork to bases, then apply units with sticky dots for an elevated appearance.

4. FINISHING TOUCHES

Paint base edges white and add static grass tufts.

CONTENTS

Below is an exact breakdown of the unit variety required to play each scenario in the Nach Stalingrad! campaign. Everything you need for this project—the scenarios, maps, miniatures, rules, and tutorials are all available for free. The guys here at Little Wars TV have been able to spend nearly two years developing this project, in large part due to the incredible support we receive from our Patreon community. Thanks gang!



#0 THE PROBE

GERMAN: x7 Panzergrenadiers, x2 HMG, x1 Mortar, x2 Pak40 AT guns, x2 Sdkfz halftracks, x3 Pz.III; x11 Trucks

RUSSIAN: x15 Rifle infantry, x4 HMG, x1 Mortar, x1 45mm AT gun, x1 76mm gun, x4 T-70, x5 T-34, x6 Horse limbers, x1 Truck

#1 THE COUNTERSTROKE

GERMAN: x6 Panzergrenadiers, x2 HMG, x1 Mortar, x2 Pak40 AT guns, x1 Sdkfz halftrack, x2 Marders, x1 Pz.II, x9 Pz.III; x1 Pz.IVE, x2 Pz.IVF2, x12 Trucks

RUSSIAN: x18 Rifle infantry, x4 HMG, x2 Mortars, x2 45mm AT gun, x1 76mm gun, x4 T-70, x8 T-34, x8 Horse limbers, x1 Truck

#2 THE GRAVEYARD

GERMAN: x7 Panzergrenadiers, x2 HMG, x1 Mortar, x1 Pak40 AT gun, x2 Sdkfz halftracks, x1 Pz.II, x9 Pz.III; x1 Pz.IVE, x2 Pz.IVF2, x1 Truck

RUSSIAN: x9 Rifle infantry, x2 76mm guns, x6 T-70, x17 T-34, x3 Kv-8, x2 Trucks

#3 THE BRIDGEHEAD

GERMAN: x9 Panzergrenadiers, x1 HMG, x1 Mortar, x2 Pak40 AT guns, x1 Sdkfz halftrack, x2 Marders, x3 Pz.III; x2 Pz.IVF2, x11 Trucks

RUSSIAN: x9 Rifle infantry, x3 HMG, x1 45mm AT gun, x1 76mm gun, x1 BA10 car, x4 T-70, x5 T-34, x10 Trucks

#4 THE MAELSTROM


GERMAN: x9 Panzergrenadiers, x1 HMG, x1 Mortar, x7 Sdkfz halftrack, x2 Pz.II, x15 Pz.III; x2 Pz.IVE, x3 Pz.IVF2


RUSSIAN: x21 Rifle infantry, x4 HMG, x5 45mm AT guns, x1 76mm gun, x1 BA10 car, x8 T-70, x23 T-34, x5 Horse limbers, x21 Trucks

#5 THE RAILWAY


GERMAN: x15 Panzergrenadiers, x2 HMG, x2 Mortar, x1 Pak40 AT gun; x1 Sdkfz halftrack, x4 Pz.III; x1 Pz.IVE, x1 Pz.IVF2, x3 StuG III, x6 Trucks


RUSSIAN: x15 Rifle infantry, x5 HMG, x1 82mm mortar, x1 76mm gun, x2 45mm guns x1 BA10 car, x3 T-70, x10 T-34, x9 Trucks, x 3 limbers














WWW.LITTLEWARSTV.COM